



GKSM Govt. College Tanda Urmar

E-Governance in Student Admission & Support

Registration on Online Admission Portal Punjab:

SKIP TO MAIN CONTENT

OFFICIAL LOGIN | STUDENT LOGIN | EN | PB

Online Admission Portal
Department of Higher Education, Punjab

COLLEGE ONBOARDING | DASHBOARD UG | DASHBOARD PG | GOVT. COLLEGE INFORMATION

HOME | DISTRICT WISE COLLEGE | VIEW SEAT MATRIX | MERIT LIST UG | REGISTRATION PAYMENT STATUS | VERIFY PAYMENTS

Centralized Admission Portal for Government, Aided and Private Colleges of Punjab.

PUNJABI UNIVERSITY PATIALA

Activate Windows

SKIP TO MAIN CONTENT

OFFICIAL LOGIN | STUDENT LOGIN | EN | PB

Online Admission Portal
Department of Higher Education, Punjab

COLLEGE ONBOARDING | DASHBOARD UG | DASHBOARD PG | GOVT. COLLEGE INFORMATION

HOME | DISTRICT WISE COLLEGE | VIEW SEAT MATRIX | MERIT LIST UG | REGISTRATION PAYMENT STATUS | VERIFY PAYMENTS

Select District: Select District
Select College Type: Select College Type
Select Course Type: Select Course Type

Search

No Record found

Registration on College Website:

The screenshot shows the homepage of the GKSM Government College Tanda Urmur website. At the top left is the college logo with the motto "WILL TO DO". To the right of the logo, the college name "GKSM Government College Tanda Urmur" is displayed in a large green font. Below the name, contact information is provided: "Distt.- Hoshiarpur, Punjab Affiliated to: Panjab University, Chandigarh", "E-mail: gctandaurmur@gmail.com", and "Tel: 01886-222024, Fax: 01886-502069". A dark green navigation bar contains links for "Apply Online", "Rank List", "ਪੰਜਾਬੀ", and "Login". Below this, a white navigation bar has "Home" and "Courses". The main content area is divided into several sections. On the left, there are "QUICK ACTIONS" with "Apply Now" and "Login" buttons, and "NOTICES" with a red box for "Freeship Card for Post Matric Scholarship for SC students" and a blue box for "Online filling of Admission Forms for all classes is open. View more details". The central part features a green "Online Registration" header, followed by two rows of buttons: an orange one for "1st year of all courses" and a purple one for "new registration in 1st year of all courses", and a green one for "2nd, 3rd year of all courses" and a purple one for "all old students of college and already registered candidates of 2nd, 3rd year of all courses". Below this is a blue box for "Documents Required to Apply Online" with a list of requirements and a note about a valid mobile number. A mission statement "Mission Fateh, Punjab Fights Corona" is also visible.

The screenshot shows the "Steps to Apply Online" page on the college website. The browser address bar shows "https://online.gctanda.ac.in". The page has a blue header with the title "Steps to Apply Online". Below the header, there is a paragraph in both English and Punjabi: "Visit college website www.gctanda.ac.in. Read all instructions carefully and check your eligibility before applying online. ਬਾਲਜ਼ ਦੀ ਵੈਬਸਾਈਟ www.gctanda.ac.in ਤੇ ਸਾਰੀਆਂ ਹਦਾਈਤਾਂ ਪੜ੍ਹੋ ਅਤੇ ਆਪਣੀ ਯੋਗਤਾ ਚੈੱਕ ਕਰੋ।". The page is organized into four numbered steps:
STEP: 1 includes instructions to click on "APPLY NOW", "ALREADY REGISTERED-LOGIN & APPLY", or "NEW CANDIDATES REGISTER HERE" depending on the user's status, and to fill in details like name, date of birth, and address.
STEP: 2 instructs users to click on "SAVE & REGISTER" and to note down their User ID, Password, and Applicant ID.
STEP: 3 requires users to upload scanned passport-size photographs and their signature.
STEP: 4 is partially visible at the bottom of the page.

← → ↻ <https://online.gctanda.ac.in> ☆

Other Important Instructions

- SC/ST candidates who want to apply for scholarship must have a valid Caste Certificate, Income Certificate, Aadhar Card and Aadhar Linked Bank Account with core banking facility, Bank Account number, Branch Name and Branch IFSC Code are required. ਐੱਮ.ਸੀ.ਐੱਮ.ਟੀ. ਸੂਣੀ ਦੇ ਉਮੀਦਵਾਰ ਸੇ ਸਕਾਲਰਸ਼ਿਪ ਲੈਣਾ ਚਾਹੁੰਦੇ ਹਨ, ਚਾਹੀਂ ਦਾ ਸਰਟੀਫਿਕੇਟ, ਆਮਦਨ ਦਾ ਸਰਟੀਫਿਕੇਟ, ਉਮੀਦਵਾਰ ਦਾ ਆਧਾਰ ਕਾਰਡ ਨੰਬਰ ਅਤੇ ਉਹਨਾਂ ਦੇ ਆਪਣੇ ਨਾਮ ਤੇ ਬੈਂਕ ਖਾਤਾ ਨੇ ਕਿਸੇ ਫੋਰ ਐਂਡਿੰਗ ਵਾਲੀ ਨੈਸ਼ਨਲਾਈਡਡ ਬੈਂਕ ਬ੍ਰਾਂਚ ਵਿਚ ਹੋਣਾ ਚਾਹੀਦਾ ਹੈ ਜੋ ਕਿ ਆਧਾਰ ਨੰਬਰ ਨਾਲ ਜੁੜਿਆ ਵੀ ਹੋਵੇ। ਇਸ ਖਾਤੇ ਦਾ ਨੰਬਰ, IFSC Code ਭਰਨਾ ਲਾਜ਼ਮੀ ਹੈ।
- Candidates willing to apply for Reservation must have a valid supporting document such as Caste Certificate, Rural Area Certificate etc. These documents must be brought along at the time of counselling. ਰਾਖਵਾਕਤਨ ਚਾਹੁਣ ਵਾਲੇ ਉਮੀਦਵਾਰਾਂ ਕੋਲ ਲੋੜੀਂਦੇ ਦਸਤਾਵੇਜ਼ ਜਿਵੇਂ ਕਿ ਜਾਤੀ ਦਾ ਸਰਟੀਫਿਕੇਟ, ਪੇਂਡੂ ਇਲਾਕਾ ਸਰਟੀਫਿਕੇਟ ਆਦਿ, ਕਾਊਂਸਲਿੰਗ ਸਮੇਂ ਇਹ ਸਾਰੇ ਅਸਲ ਦਸਤਾਵੇਜ਼ ਨਾਲ ਲੈ ਕੇ ਆਉਣੇ ਲਾਜ਼ਮੀ ਹਨ।
- At the time of counselling only those candidates will bring the printout with all original documents and their photo copies whose name appears in the Cut-Off list or to whom SMS for counselling is sent. ਕਾਊਂਸਲਿੰਗ ਸਮੇਂ ਸਿਰਫ ਉਹ ਉਮੀਦਵਾਰ ਹੀ ਕਲਜ਼ ਵਿਚ ਹਾਜ਼ਰ ਹੋਣਗੇ ਜਿਨ੍ਹਾਂ ਦਾ ਨਾਮ ਕੱਟ-ਆਫ਼ ਲਿਸਟ ਵਿਚ ਹੋਵੇਗਾ ਜਾਂ ਜਿਨ੍ਹਾਂ ਨੂੰ SMS ਰਾਹੀਂ ਭੁਲਾਇਆ ਜਾਵੇਗਾ।
- You can apply for multiple classes using the same Login ID. In the Admission Class module click on **ADD CLASS** and fill in the details, then select Subject Preference. All other modules need NOT to be filled again. **ਤੁਸੀਂ ਇੱਕ ਹੀ ਲਾਗਇਨ ਆਈ.ਡੀ. ਨਾਲ ਇੱਕ ਤੋਂ ਜ਼ਿਆਦਾ ਕਲਾਸਾਂ ਲਈ ਅਪਲਾਈ ਕਰ ਸਕਦੇ ਹੋ**, ਇਸ ਲਈ Admission Class ਪੇਜ ਤੇ ਜਾ ਕੇ **ADD CLASS** ਤੇ ਕਲਿਕ ਕਰੋ ਅਤੇ ਲੋੜੀਂਦੀ ਜਾਣਕਾਰੀ ਭਰੋ, ਭਾਜੀ ਸਾਰਾ ਵਾਰਮ ਦੋਬਾਰਾ ਭਰਨ ਦੀ ਜ਼ਰੂਰਤ ਨਹੀਂ ਹੋਵੇਗੀ।
- Do not upload selfies in photographs. Caps, goggles etc. are also not allowed. This photograph will be used for ID cards and will also be sent to the University. Applicants will themselves be responsible for rejection by the University for such photographs. ਪਸਪੋਰਟ ਸਾਈਜ਼ ਫੋਟੋ ਲਈ ਸੋਫਲੀ ਜਾਂ ਟੋਪੀ/ਗੋਗਲ ਆਦਿ ਵਾਲੀ ਫੋਟੋ ਨਾ ਅਪਲੋਡ ਕੀਤੀ ਜਾਵੇ। ਇਹੀ ਫੋਟੋ ਪਹਿਚਾਣ ਪੱਤਰ ਤੇ ਲਗਾਈ ਜਾਵੇਗੀ ਅਤੇ ਯੂਨੀਵਰਸਿਟੀ ਨੂੰ ਵੀ ਭੇਜੀ ਜਾਵੇਗੀ। ਯੂਨੀਵਰਸਿਟੀ ਵਲੋਂ ਅਸੀਂ ਫੋਟੋ ਅਪਲੋਡ/ਕੱਟ ਹੋਣ ਲਈ ਵਿਲਿਆਕਾਰੀ ਖੁਦ ਜ਼ਿੰਮੇਵਾਰ ਹੋਣਗੇ।

Useful Links

- [Punjab Government](#)
- [DPI \(Colleges\), Punjab](#)
- [Aashirwad Scholarship](#)
- [Panjab University, Chandigarh](#)
- [Punjabi University, Patiala](#)

Other Information

- For any queries / guidelines candidates may drop us an e-Mail on GCTANDAURMUR@GMAIL.COM
- Candidates must mention their Applicant ID, OTP, Registered Name, Father's Name, Mother's Name, Date of Birth & Mobile No/E-Mail ID in their mails.
- Best viewed with Mozilla Firefox 38+, Google Chrome 40+, Internet Explorer 9+
- © Copyright 2019 - GKSM Government College Tanda Urmur, Punjab (INDIA). All rights reserved. www.online.gctanda.ac.in

← → ↻ <https://online.gctanda.ac.in/Account/Login> ☆

Home Courses

QUICK ACTIONS

Apply Now

Login

NOTICES

Online filling of Admission Forms for all classes is open.
[View more details](#)

Please visit the site regularly for latest news of Admission and Counselling Schedule.

Freeship Card for Post Matric Scholarship for SC students

Main navigation

- [Principal Message](#)
- [University Calendar](#)
- [List of Holidays](#)

Login

LOGIN DETAILS

Login ID OR Applicant ID: *

Login ID is in the format ABC12345 and
Applicant ID is in the format 230300001234

Password: *

CAPTCHA VALIDATION

Code / ਕੈਪਚਾ ਨੰ: * Image / ਕੈਪਚਾ ਚਿੱਤਰ:

50859

Fill numbers here as in the adjoining image

Login

Forgot Password

← → ↻ <https://online.gctanda.ac.in/Article/courses> ☆

WILL TO DO Tel: 01886-222024, Fax: 01886-502069

Apply Online Rank List

ਪੰਜਾਬੀ Login

Home Courses

QUICK ACTIONS

Apply Now Login

NOTICES

Please visit the site regularly for latest news of Admission and Counselling Schedule.

Freeship Card for Post Matric Scholarship for SC students

Online filling of Admission Forms for all classes is open. [View more details](#)

Main navigation

Undergraduate Courses

S.No	Course Name	Seats
1	ਬੀ.ਏ	7 ਸੈਕਸ਼ਨ
2	ਬੀ.ਐਮ.ਸੀ. (ਸਰਕਰ) Non Medical and Medical	1 + 1 ਸੈਕਸ਼ਨ
3	ਬੀ. ਕਾਮ.	70 ਸੀਟਾਂ
4	ਬੀ.ਐਮ.ਸੀ. (ਐਗਰੀਕਲਚਰ)	40 ਸੀਟਾਂ

Post-Graduate Courses

S.No	Course Name	Seats
1	ਪੀ.ਐਮ.ਐੱਸ.ਐੱਸ.ਏ. (Self Finance)	40 ਸੀਟਾਂ
2	ਐਮ.ਏ. (ਸਮਾਜੀ ਸੇਵਾ)	60 ਸੀਟਾਂ

This document was last modified on: 19-07-2022

← → ↻ <https://online.gctanda.ac.in/Students/Registration> ☆

Home Courses

QUICK ACTIONS

Apply Now Login

NOTICES

Please visit the site regularly for latest news of Admission and Counselling Schedule.

Freeship Card for Post Matric Scholarship for SC students

Online filling of Admission Forms for all classes is open. [View more details](#)

Main navigation

- Principal Message
- University Calendar
- List of Holidays

Application Registration

All new and old candidates must register and apply before last date to apply. Before applying candidate must have following document/particulars handy:

- A **valid mobile number**. Please keep it active, at least until the admission process is complete, as all communication will be sent through SMS and on this website only.
- Mobile number must belong to the candidate himself/herself or someone in the family. DO NOT fill in friend's or someone other's Mobile number.
- An **E-Mail ID** (optional) belonging to the candidate or someone in the family.
- Recent **passport size photograph** scanned in **140 x 180** pixel resolution and **less than 100 KB** in size.
- UID **Aadhar number** or Enrollment number.
- SC/ST candidates who want to apply for scholarship must have a valid Aadhar linked **Bank Account** with core banking facility. Please keep handy Bank Account number, Branch Name and Branch **IFSC Code**.
- Detailed Marks Card** of previous passed examination
- University Registration Number** of candidates who are already registered with the University
- Candidates willing to apply for Reservation must have a valid supporting document. These documents must be brought along at the time of counselling.
- After completing the application take print out of the application and verify its contents immediately. Make corrections, if required.
- DO NOT submit this printout in the college.**
- At the time of counselling only those candidates will bring the printout with all original documents and their photo copies whose name appears in the Cut-Off list or to whom SMS for counselling is sent.
- You can **apply for multiple classes using the same Login ID**.
In the **Admission Class** module click on **Add Class** and fill in the details, then select **Subject Preference**. All other modules need NOT to be filled again.
- It is advised to regularly visit this site for latest updates and news regarding admission process.

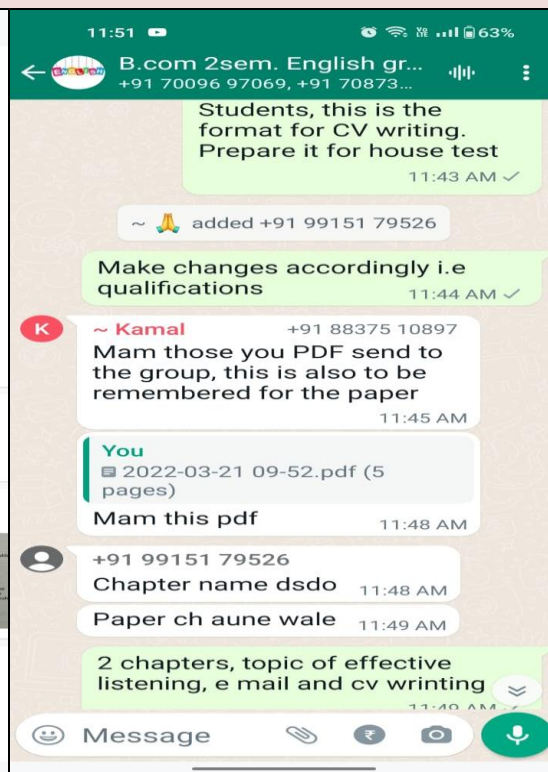
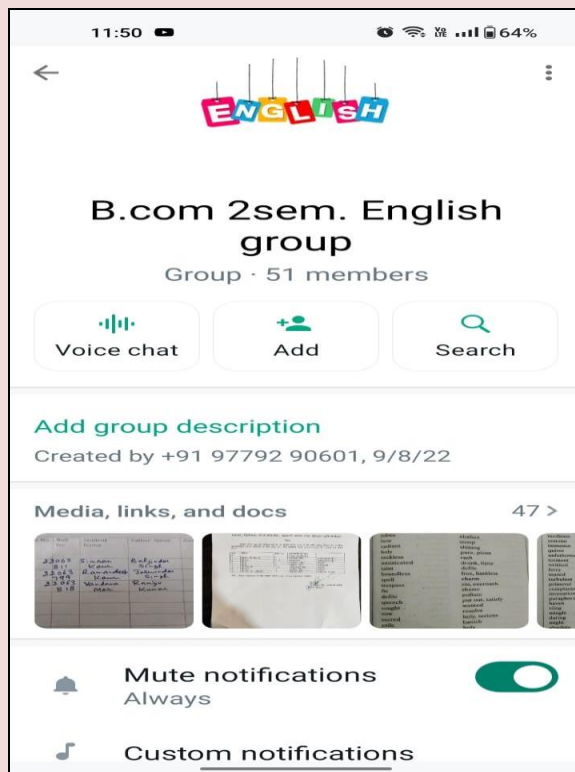
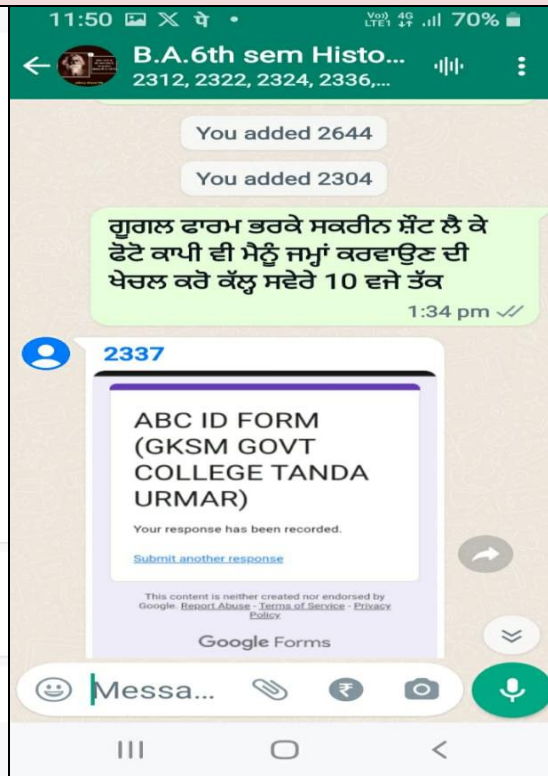
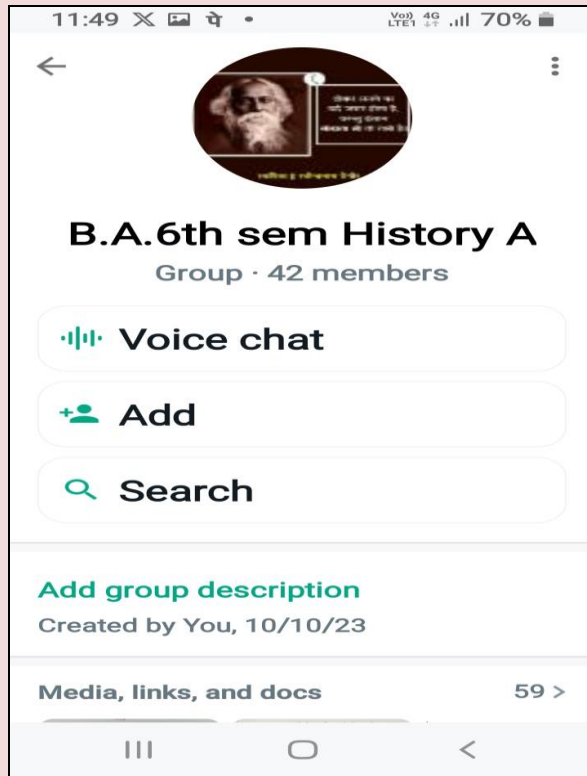
For 1st year of all courses

For new registration in 1st year of all courses

Already Registered Applicants Login & Apply

For all old students of college and already registered candidates of 2nd, 3rd year of all courses

Whatsapp Communication with Students:



ABC (Academic Bank of Credits)

The screenshot shows the homepage of the Academic Bank of Credits (ABC). At the top, there is a navigation bar with the Government of India logo, the text "ACADEMIC BANK OF CREDITS Ministry of Education, Government of India", and a "My Account" button. The main banner features an illustration of a person interacting with a large smartphone displaying the ABC logo. Text on the banner includes "Academic Bank of Credits", "Enabling students mobility across Higher Education Institutions", and "Helps in seamless integration of skills and experiences into a Credit Based system". A QR code is present with the text "Scan QR Code for ABCID". Below the banner, a section titled "Credit Bank for Students" explains that students can accumulate credits from prior learning experiences. Three data cards are displayed: "10.42 Cr No. of Students/Learners Registered", "1735 Total No. of AIs (Universities, IIs) registered on ABC", and "495 Total No. of AIs that have uploaded credit data (2021, 2022, 2023)". A map of India shows the distribution of AIs across states.

The screenshot shows the sign-in page of the DigiLocker website. At the top, there is a navigation bar with the Government of India logo, the text "DigiLocker Document Wallet to Empower Citizens", and a "Sign In" button. The main content area features a "Sign In to your account!" heading. Below this, there are two buttons: "Mobile" and "Aadhaar/Username". A text input field is labeled "Mobile number*" with a subtext "Enter your registered Mobile number". A green "Next" button is positioned below the input field. At the bottom of the sign-in area, there is a link: "Do not have an account? Sign Up". The footer contains the DigiLocker logo and tagline, a list of links (Home, About Us, FAQ, Statistics, Resources, Need Help, Feedback, Credits, Partners, Tender, My DigiLocker), and information about the Digital India Corporation (DIC), Ministry of Electronics & IT (MeitY), Government of India, and a "DOWNLOAD APP" button.

N-LIST Portal:

The screenshot shows the N-LIST portal interface. At the top, the logo for INFLIBNET N-LIST is displayed, along with navigation links for College Admin Login, Licences and Fair Use, FAQs, Downloads, and Awareness Programme. The main header identifies the user as 'GKSM GOVT COLLEGE, HOSHIARPUR, PUNJAB' and provides links for Home and Admin Dashboard. A sidebar on the left lists various dashboard functions such as Users Details, Upload Bulk Users, and Usage Statistics. The main content area, titled 'DASHBOARD', displays college information including address, website, AISHE Code, and GST No. It also features four summary cards for Active Users (1), Expired Users (0), Pending Users (0), and Delete Request (0). Below this, there are sections for Principal Details and N-LIST College Admin Details.

N-LIST
National Library and Information Services
Infrastructure for Scholarly Content
extending access to e-Resources to colleges in India

College Admin Login | Licences and Fair Use | FAQs | Downloads | Awareness Programme

HOME | ABOUT | MEMBERS | REGISTER | E-RESOURCES | SEARCH

GKSM GOVT COLLEGE, HOSHIARPUR, PUNJAB

Home | Admin Dashboard

DASHBOARD

GKSM Govt College
Address: GKSM Govt College , Hoshiarpur, Punjab - 144204
Website: www.gctanda.org
AISHE Code: C-29320
GST No: Not Found [Add GST No](#)

Active Users: 1
Expired Users: 0
Pending Users: 0
Delete Request: 0

Principal Details
Rajinder Kaur
gctandaurmur@gmail.com
01886222024,9872822320

N-LIST College Admin Details
Mr.Vinay Kumar
manusarmai@gmail.com
9465318300

Technical Person Details

This is a clean, high-resolution screenshot of the N-LIST portal dashboard. It features the N-LIST logo and tagline at the top. The dashboard is titled 'DASHBOARD' and displays the following information for GKSM Govt College:

- GKSM Govt College**
Address: GKSM Govt College , Hoshiarpur, Punjab - 144204
Website: www.gctanda.org
AISHE Code: C-29320
GST No: Not Found [Add GST No](#)

Summary Cards:

- Active Users: 1
- Expired Users: 0
- Pending Users: 0
- Delete Request: 0

Principal Details
Rajinder Kaur
gctandaurmur@gmail.com
01886222024,9872822320

Online Classes/Preparation:

The screenshot shows the YouTube channel page for 'Commerce Studies -by Dr Shashi Bala'. The channel has 186 subscribers and 8 videos. The page features a navigation menu with 'Home', 'Videos', 'Playlists', and 'Community'. Below the navigation, there are four video thumbnails:

- Presidential Address in** (13:40)
- OB and disciplines** (9:58)
- features of company** (8:53)
- Income tax law Assessee** (9:51)

The video thumbnails contain text and graphics related to their respective topics. For example, the 'features of company' video lists 'Separate Property' and 'Perpetual succession'.

The screenshot shows a YouTube video player for the video 'Income tax law Assessee'. The video is by Dr. Shashi Bala, an Associate Professor at GKM Govt. College, Tanda. The video title is 'WHO IS AN ASSESSEE?'. The video player shows a progress bar at 0:08 / 9:50. To the right of the video player, there are several recommended videos:

- What is A Tax** (Commerce Studi... 376 views · 3... 9:01)
- SUPREME COURT LIVE...** (Live Law 43K views... New 5:21:23)
- Watch Live: EAM S...** (India Today 2.2M views... 3:40:06)
- FAR-01 Crash Mela [Exam...** (CA Made Easy 941 views... New 3:27:48)

